


# LUMUX

Project :	Type:	Agency :
Distributor :		 Complies with BUY AMERICA



**Description :** Low copper die cast aluminum shielded light source housing. Vandal resistance stainless steel screws. Silicon gasketed for weather tight operation. ETL listed for wet location. Unit comes with bracket for dry wall installation.  
 For concrete pour operation you could order CPX boxes in advance prior to pouring concrete. Unit has two 1/2" Knock outs (KO) on each side for ease of gang installation. IP65,

**SPECIFICATION:**

**Housing :** Low copper aluminum die cast. Vandal resistance stainless steel screws. Silicon gasketed for weather tight operation.

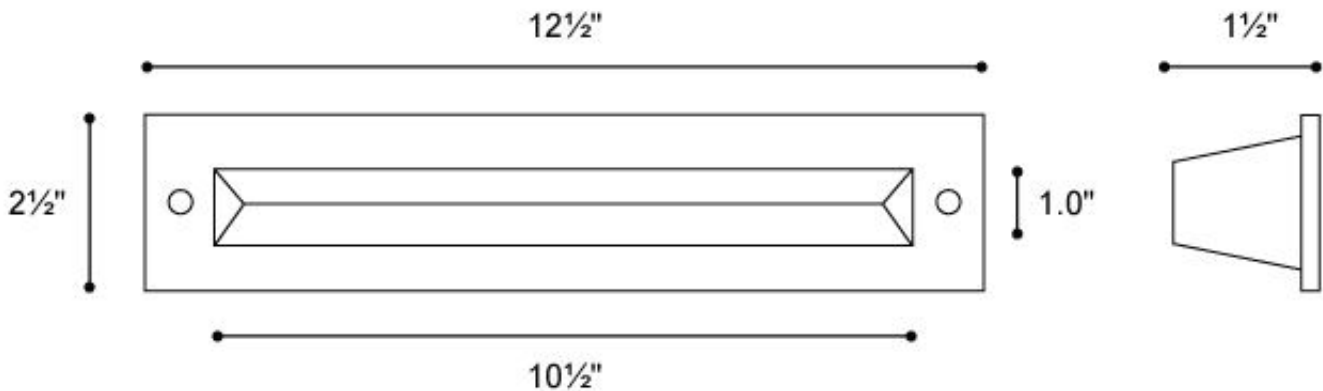
**Diffuser :** Clear glass.

**Electrical :** Voltage : 120 / 277. LED.

**Installation:** Unit is provided with Steel galvanized Rough- In box with the dimensions: 12 1/8" x 2 1/4" x 2 3/4" (Length x Wide x Depth )

The box has (2) 1/2" KO on each side for conduit entry

**DIMENSIONS:**



Lumux - SL650L

Lumux reserves the right to modify the above details to reflect changes in the cost of materials and/or design without prior notice.

Lumux Lighting Inc	877-895-5552	Rev :G	Drawing Number SL650L
--------------------	--------------	--------	--------------------------

# LUMUX

Date :

Project :

Type:

Agency :

Distributor :

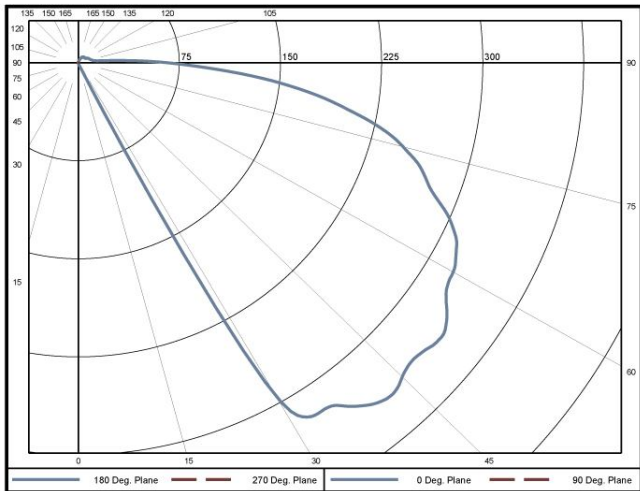

## ORDERING GUIDE:

### SL650L/LED-color/Voltage/Finish

Wattage	Voltage	Lumen	CRI	Temp.	B. Angle	Finish	Option
12	120/277	500	90	4000K	120	White	Dimmable driver.
12	120/277	420	90	3000K	120	Black Silver Bronze RAL (optional)	

## PROJECT NOTES:

Concrete Pour Box (CPX)



Light Distribution Pattern

Lumux - SL650L

Lumux reserves the right to modify the above details to reflect changes in the cost of materials and/or design without prior notice.

Lumux Lighting Inc	877-895-5552	Rev :G	Drawing Number SL650L
--------------------	--------------	--------	--------------------------