

LUMUX

STEP LIGHTS

SL600

DATE:

PROJECT:

FIRM:

CATALOG NO.:

COMMENTS:

The Lumux SL600 series is a family of precision engineered, recessed LED architectural step lights that are designed for durability and performance. Constructed from the highest quality materials and components, this step light is offered in a wide array of form factors and grill options to fit any specification. A diecast aluminum body is seamlessly integrated with its faceplate, offered in die cast aluminum or grade 316 stainless-steel, with captive, vandal resistant stainless-steel screws. This step light features a frosty glass diffuser, reducing glare, and is energy efficient for long-lasting indoor and outdoor applications.

Housing: Heavy-duty construction of corrosion resistant, low-copper die cast aluminum. Faceplate secured with vandal resistant, stainless-steel screws.

Lens: 1/8" thick shatter-proof frosty glass diffuser

Mounting: Recessed wall or optional concrete pour box

Installation: Unit is provided with galvanized steel concrete pour box (see diagram for dimensions). Housing provided with 1/2" conduit opening.

Finish: Zinc polyester powder coat finish in black, white, silver, bronze, or any custom RAL color. Consult factory for marine grade or anti-microbial finish.

Driver: Constant current and universal input voltage 120/277V, starting temperature rated at -20°F. Dimmable option available (0-10v).

Gasket: Closed cell silicon foam gasket that seals out moisture, dust, and insects for weather tight operation.

Protection Class: IP65, ETL Listed for wet locations

Wattage: 8W

Color Temperature: 2700K / 3000K / 3500K / 4000K

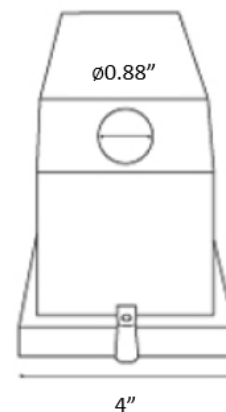

Delivered Lumens: 2700K 3000K 3500K 4000K
301Lm 335Lm 390Lm 446Lm

CRI: 90

Warranty: 5 year limited warranty



Dimensions:



Content of specification sheet subject to change

LUMUX

STEP LIGHTS

SL600

DATE: _____

PROJECT: _____

FIRM: _____

CATALOG NO.: _____

COMMENTS: _____

Ordering Guide:

Catalog No.	LED Color	Color Temp ¹	Voltage	Finish	Options ²
SL600	White	2700K	120/277	Black	<input type="checkbox"/> Dimmable driver (0-10v) <input type="checkbox"/> Concrete Pour Box
	Blue	3000K		White	
	Green	3500K		Silver	
	Red	4000K		Bronze	
	Amber			Custom RAL ²	

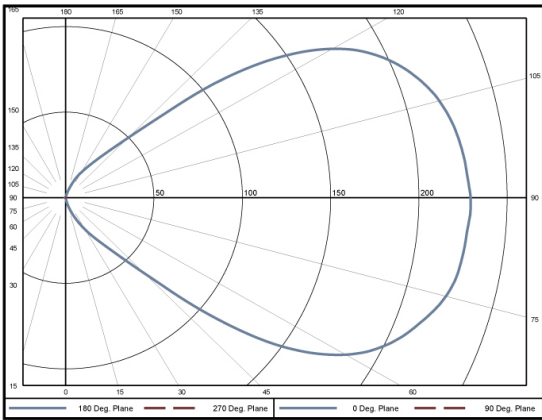
¹ Color Temperature applies only to White LED Color

² Consult factory for additional options

Consult factory for compact fluorescent options

Catalog No.: _____

Photometrics:



Concrete Pour Box:



Content of specification sheet subject to change